

# Geocel®

## 3300® Professional Grade Polyurethane Sealant

3300® Professional Grade Polyurethane Sealant is a single component, high performance polyurethane sealant that withstands adverse weather conditions and cures to a flexible weatherproof seal

- Withstands adverse weather conditions
- Meets ASTM C 920
- Moisture Cure
- Remains flexible
- Minimal shrinkage
- Non-sag formula
- Primerless adhesion on most surfaces
- Paintable, non-corrosive
- Contains no TDI (toluene diisocyanate)

### Basic Uses:

- 3300 Sealant can be used in roofing applications such as concrete roofing tile, clay roofing tile, metal roofing, coated steel (Kynar 500® based finishes), and composition shingles
- Other applications include building lath paper repair, gutters, HVAC, flashing, skylights, roofing seams, roofing projections, termination points, and vents

### Adheres To:

Masonry, ceramics, wood, steel, coated steel (Kynar 500® based finishes), aluminum, asphalt shingles, building paper, BUR, concrete, fiberglass, and other common building substrates



## PRODUCT DATA SHEET

### POLYURETHANE TECHNOLOGY

#### Colors:

White, gray, limestone, bronze, medium bronze, tan, aluminum gray, black, and redwood tan

#### Grade:

Gun grade consistency

#### Primer:

Not required on most surfaces

#### Limitations:









- Do not apply over damp or contaminated surfaces
- Do not apply to absorptive surfaces such as marble, limestone, or granite without prior testing for discoloration or staining.
- Do not use for portable water applications

#### Installation:

**Joint Design:** The width of the joint should be a minimum of 4 times the anticipated movement. In joints up to 1/2" wide, the depth of the sealant should be equal to the width, but not less than 1/4". In joints wider than 1/2", the depth should be maintained at 5/8". Lap shear joints should have a width of at least twice the anticipated movement



## 3300® Professional Grade Polyurethane Sealant

Part #	Color (USA)		UPC	SCC
GC68101	White		0 79239 68101 4	200 79239 68101 8
GC68102	Gray		0 79239 68102 1	200 79239 68102 5
GC68103	Black		0 79239 68103 8	200 79239 68103 2
GC68104	Medium Bronze		0 79239 68104 5	200 79239 68104 9
GC68105	Bronze		0 79239 68105 2	200 79239 68105 6
GC68106	Limestone		0 79239 68106 9	200 79239 68106 3
GC68107	Tan		0 79239 68107 6	200 79239 68107 0
GC68109	Aluminum Gray		0 79239 68109 0	200 792396 8109 4

24 cartridges (26 lbs.) per case; Case dimensions: 8.25 L x 13.375 W x 12.5 H

### Typical Physical Properties

Property	Results	Test Method
Joint Movement	25%	ASTM C719
Elongation	462%	ASTM D412
Tensile Strength	259 psi	ASTM D412
Tear Strength	77.4 psi	ASTM D624
Tack Free	3 hours	ASTM C679
Shore A Hardness	45	ASTM C661
Adhesion to:		
Concrete	37.4 pli	ASTM C794
Wood	37.2 pli	ASTM C794
Aluminum	18.3 pli	ASTM C794

### Surface Preparation:

Joints to receive sealant must be sound, smooth, uniform in dimensions, and free from defects and foreign material. They must be clean, dry, and free of frost and all contaminants, such as curing compounds, sealers (waterproofing), coatings, etc. Sealant adhesion should be tested on each different substrate prior to caulking. To test adhesion, apply a sealant bead and allow to cure thoroughly. Then pull one end of the bead to test adhesive strength.

### Joint Backing:

Joint depth should not exceed 5/8". An open cell backer rod should be used to control joint depth. In shallow joints, a bond breaker tape should be installed to prevent three-point contact.

### Application and Tooling:

Apply with conventional caulking equipment. Fill joints from the back to prevent voids and air pockets. If application temperature is below 40° F (5° C), precautions should be taken to ensure the substrates are completely dry and frost free. Immediately after application, tooling is recommended to ensure firm, full contact with the joint sides

### Application Standards:

Meets ASTM C 920 Type S, Grade NS, Class 25, Use NT, A, M, G, and O; Meets Federal Specification TT-S-0230 C, Type II, Class A; Meets Canadian Specification CAN/CGSB-19.13-M87 Class 2 Non-sag, Class 25, Class M.

### Cleaning:

Remove 3300 Sealant from gun and tools before it cures. This may be done by scraping and use of regionally compliant cleaning solvent. Follow manufacturer's precautions when handling flammable or toxic solvents. Wash hands with soap and water. Cured materials may be removed by cutting with sharp tools or sandpapering

### Cautions:

CONTAINS ALIPHATIC POLYISOCYANATE  
HEXAMETHYLENE DIISOCYANATE. AROMATIC POLYISOCYANATE POLYMETHYLENE POLYPHENYL ISOCYANATE.  
METHYLENEDIPHENYL DIISOCYANATE.  
CRYSTALLINE SILICA VAPOR HARMFUL. Gives off harmful vapor of solvents and isocyanates. DO NOT USE IF YOU HAVE CHRONIC (LONG-TERM) LUNG OR BREATHING PROBLEMS, OR IF YOU HAVE EVER HAD A REACTION TO ISOCYANATES. USE ONLY WITH ADEQUATE VENTILATION. A POSITIVE PRESSURE AIR SUPPLIED RESPIRATOR (NIOSH approved) SHOULD BE WORN TO PREVENT EXPOSURE. IF UNAVAILABLE, AN APPROPRIATE PROPERLY FITTED APPROVED NIOSH VAPOR/PARTICULATE RESPIRATOR MAY BE EFFECTIVE. Follow

directions for respirator use. Wear the respirator for the whole time until all vapors are gone. If you have any breathing problems during use, LEAVE THE AREA and get fresh air. If problems remain or happen later, IMMEDIATELY call a doctor - If not available get emergency medical treatment. Have the label with you. Adequate ventilation required when sanding or abrading the dried film. If adequate ventilation cannot be provided wear an approved particulate respirator (NIOSH approved). Follow respirator manufacturer's directions for respirator use. IRRITATES SKIN AND EYES. Avoid contact with eyes and skin. In case of eye contact, flush immediately with plenty of water for 15 minutes and call a doctor - If not available get emergency medical treatment. In case of skin contact, wash thoroughly with soap and water. Clothes contaminated by a spill should be removed and laundered. Keep container closed when not in use. Reacts with water in closed container to produce pressure which may cause container to burst. Do not transfer contents to other containers for storage. FIRST AID: In case of eye contact, flush thoroughly with large amounts of water for 15 minutes and get medical attention. For skin contact, wash thoroughly with soap and water. In case of respiratory difficulty, provide fresh air and call physician. If swallowed, call Poison Control Center, hospital emergency room, or physician immediately. DELAYED EFFECTS FROM LONG TERM OVEREXPOSURE. Abrading or sanding of the dry film may release crystalline silica which has been shown to cause lung damage and cancer under long term exposure. WARNING: This product contains chemicals known to the state of California to cause cancer and birth defects or other reproductive harm. DO NOT TAKE INTERNALLY. KEEP OUT OF REACH OF CHILDREN.

### Availability and Cost:

Available from various lumber yards, hardware stores, home centers, construction material and industrial distributors. Cost and further technical data are available from your local Geocel Products Group representative or from our office

### Limited Warranty:

This warranty is made to you, the product purchaser who owns the property where the product is applied. This warranty is not transferable except that if a contractor purchased and applied the product to the property for you, then the warranty is transferable to you. If this product, when applied and maintained according to product application and maintenance instructions to a properly prepared surface, fails to perform, contact us at 1-800-348-7615 and upon satisfactory evidence of product failure, and with your proof of purchase, you may either receive a replacement of an equivalent quantity of product free of charge, or request a refund from the store where purchased. This warranty shall not apply to any defect, damage, or product failure resulting from improper surface preparation, structural defects, environmental damage, failure of a previous product, deterioration or defect in the underlying

substrate, or improper application or maintenance of the product. Your sole remedy, and the sole liability of Geocel under this warranty is the replacement of product or refund and does not include labor or costs associated with the application or removal of any product. IN NO EVENT SHALL GEOCEL BE LIABLE FOR ANY TYPE OF INCIDENTAL, CONSEQUENTIAL, SPECIAL, EXEMPLARY, PUNITIVE, OR INDIRECT DAMAGES WHETHER OR NOT PURCHASER IS ADVISED OF THE POSSIBILITY OF SUCH DAMAGES. ALL IMPLIED WARRANTIES, INCLUDING WARRANTIES OF MERCHANTABILITY AND FITNESS FOR A PARTICULAR PURPOSE, SHALL HAVE THE SAME DURATION AS THE ABOVE EXPRESS WARRANTY. Some states do not allow limitations on how long an implied warranty lasts or limitations on incidental or consequential damages, so portions of the limitations above might not apply to you. This warranty gives you specific legal rights, and you may have other rights, which vary from state to state.

### Maintenance:

If the sealant is damaged and the bond is intact, cut out the damaged area and recaulk. No primer is required. If the bond has been affected, remove the sealant, clean, and prepare the joint in accordance with the instructions under "Surface Preparation," and recaulk.

### Product Cure:

1 day

### Application/Service Temperatures:

Application: 20° F - 150° F (-6° C - 65° C)

Service: -40° F - 180° F (-40° C - 82° C)

### Storage:

Unopened containers should be protected from heat, moisture, and direct sun. Do not open containers until all preparatory work has been completed.

### Shelf Life:

Material in unopened containers is usable for up to 1 year when stored at 75° F (25° C).

Joint Size	Linear Feet
¼" x ¼"	24.1
¼" x 3/8"	16.0
¼" x ½"	12.0
½" x 3/8"	8.4
½" x ½"	6.0
¾" x ½"	4.0