








PREMIUM WHITE ELASTOMERIC ROOF COATING

41-300

PRODUCT INFORMATION	
PRODUCT DESCRIPTION	RECOMMENDED USES
<p>Uniflex® Premium White Elastomeric Roof Coating is formulated using a 100% Acrylic Polymer that provides outstanding adhesion and superior reflectivity. Formulated to resist cracking and peeling, Uniflex® Premium White Elastomeric provides excellent waterproofing capabilities. The bright white finish reduces surface temperatures thereby minimizing thermal expansion and contraction. Under-the-roof temperatures are also reduced, lowering energy costs. Custom colors are available. Refer to Elastomeric Tint Base Data Page (41-30D) for more information. This product meets the requirements of ASTM D 6083 for use on galvanized metal, SBS, EPDM, Hypalon, TPO, PVC, concrete, BUR and polyurethane foam, as verified by independent laboratory tests and meets Miami-Dade building code and Florida building code for use on these surfaces. This product is Title 24 compliant. NOA NO: 09-0413.05 FL# FL12895</p>	<p>Uniflex® Premium White Elastomeric Roof Coating will provide a highly elastic, weatherproofing barrier over metal, urethane foam, concrete, smooth BUR, modified bitumen, granular cap sheets, EPDM, Hypalon and other approved surfaces.</p>
PERFORMANCE CHARACTERISTICS	
	<p>Elongation/Tensile @ 77° F Initial Elongation.....180% Tensile Strength.....240 psi 1000 Hrs. Xenon Arc.....130% @ 73° F Permeance (ASTM D1653).....4 perms</p>
PRODUCT CHARACTERISTICS	
<p>Color.....White Vehicle Base.....100% Acrylic Resin Weight per Gallon.....11.8 lbs. Solids by Weight (ASTM 2369).....67 ± 2% Solids by Volume.....52 ± 2% Viscosity @ 77° F (25° C).....110 ± 5KU Dry Film Thickness.....8.4 mils (@ 1 gal./100 sq. ft. less surface absorption) Dry Time Exposure.....4 - 6 hours Between coats.....24 hours minimum VOC.....≤ 50 g/l pH.....8.5 ± 0.5 Specific Gravity.....1.42 Flash Point.....None Solvent.....Water Clean Up.....Warm, soapy water</p> <p>Application Rate: Apply each coat at a rate of 1 - 2 gallons per 100 sq. ft (16-32 wet mils). See system specifications for more details.</p>	     <p>CALIFORNIA TITLE 24 COMPLIANT</p>



Industrial Roof Coatings

PREMIUM WHITE ELASTOMERIC ROOF COATING

41-300

PRODUCT INFORMATION

RECOMMENDED SYSTEMS

Metal.....2½ gallons per 100 sq. ft.
 Premium Gray Elastomeric (41-320) @ 1 gallon per 100 sq. ft.
 Premium White Elastomeric (41-300) @ 1½ gallon per 100 sq. ft.

Single Ply.....3 gallons per 100 sq. ft.
 SPE Gray Base Coat (41-321) @ 1½ gallons per 100 sq. ft.
 Premium White Elastomeric (41-300) @ 1½ gallons per 100 sq. ft.

**Smooth BUR/
 Modified Bitumen**.....3 gallons per 100 sq. ft.
 Elastomeric MB Base Coat (41-510) @ 1½ gallons per 100 sq. ft.
 Premium White Elastomeric (41-300) @ 1½ gallons per 100 sq. ft.

Polyurethane Foam.....3 - 4 gallons per 100 sq. ft.
 Premium Gray Elastomeric (41-320) @ 1½ - 2 gallons per 100 sq. ft.
 Premium White Elastomeric (41-300) @ 1½ - 2 gallons per 100 sq. ft.

Concrete.....4 gallons per 100 sq. ft.
 Premium Gray Elastomeric (41-320) @ 2 gallons per 100 sq. ft.
 Premium White Elastomeric (41-300) @ 2 gallons per 100 sq. ft.

SURFACE PREPARATION

Surface must be power washed to remove dirt, loose paint and rust, excessive chalk, and other foreign matter which could prevent proper adhesion. Surface must be completely dry prior to coating.

IMPORTANT: Where ponding water conditions persist beyond 48 hours, roof drains or other corrective measures must be installed to eliminate water build-up prior to coating the roof.

APPLICATION CONDITIONS

Do not apply below 50° F (10° C) or when rain is forecast. Applications during periods of low temperature or high humidity will extend dry time. Allow 4 - 6 hours for coating to dry prior to being subjected to rain, heavy dew or temperatures below 50° F. KEEP FROM FREEZING.

Refer to product Application Bulletin for detailed application information.

PACKAGING

275 gallon totes (1040.9 liters)
 55 gallon drums (208.2 liters)
 5 gallon pails (18.9 liters)

SAFETY PRECAUTIONS

Refer to the MSDS sheet before use.

Published technical data and instructions are subject to change without notice. Contact your Uniflex® representative for additional technical data and instructions.

WARRANTY

This product is manufactured of good materials and by competent workmen. Seller and manufacturer's only obligation shall be to replace such quantity of product proved to be defective. Neither seller nor manufacturer shall be liable for any injury, loss or damage, direct or consequential, arising from the use or the inability to use the product for his/her intended use; and user assumes all risk and liability.

Uniflex® is a U.S. registered trademark.

The information on this data sheet is effective as of October 2009 and supersedes all previous information.

KST041300

SMIS #	SIZE
155-6604	275 gal. tote
992-1164	55 gal. drum
992-1156	5 gal. pail

DISCLAIMER

The information and recommendations set forth in this Product Data Sheet are based upon tests conducted by or on behalf of KST Coatings – A Business Unit of The Sherwin-Williams Company. Such information and recommendations set forth herein are subject to change and pertain to the product offered at the time of publication. Consult your Uniflex® representative to obtain the most recent Product Data Information and Application Bulletin.



PREMIUM WHITE ELASTOMERIC ROOF COATING

41-300

APPLICATION BULLETIN

SURFACE PREPARATION	APPLICATION CONDITIONS		
<p>Surface must be power washed (minimum 2,000 psi) to remove dirt, loose paint and rust, excessive chalk, and other foreign matter which could prevent proper adhesion. Surface must be completely dry prior to coating.</p> <p>Previously Coated Surfaces: Any surface preparation short of total removal of the old coating may compromise the service length of the system. Check for compatibility by applying a test patch of the recommended coating system, covering at least 2 to 3 square feet. Allow one week to dry before testing adhesion per ASTM 3359. If the coating is incompatible, complete removal is required.</p> <p>IMPORTANT: Where ponding water conditions persist beyond 48 hours, roof drains or other corrective measures must be installed to eliminate water build-up prior to coating the roof.</p> <p>For the following substrates refer to system specifications for detailed application procedures.</p> <p>Metal Roofs: Refer to system specifications. Remove all loose rust and prime areas where existing rust was cleaned using Uniflex® Rust Inhibitive Metal Primer (refer to data sheet #34-520). Replace loose and/or missing fasteners. Repair defective seams, small holes, flashings, around roof curbs and skylights with Uniflex® Seam Tape (refer to Seam Tape data sheet).</p> <p>Pre-Finished Metal Containing Fluorocarbon (Kynar): Prime using DTM Bonding Primer. Remove oil, grease, dirt, oxides, and other contaminants from the surface by cleaning per SSPC-SP1 or water blasting per NACE Standard RP-01-72 (caution: excessive blasting pressure may cause warping; use caution). Always check for compatibility of the previously painted surface with the new coating by applying a test patch of 2 – 3 square feet. Allow to dry thoroughly for 1 week before checking adhesion.</p> <p>NOTE: New metal roofs contain residual oils from the manufacturing process of the panels. Allow the roof to weather six months before coating, remove all oil and grease by steam cleaning per SSPC-SP1.</p> <p>Single Ply: Hypalon – refer to system specifications and SPE Gray Acrylic Base Coat (data sheet #41-321) for detailed application procedures. EPDM – refer to system application, BOND-IT Wash Primer (data sheet #38-620) and SPE Gray Acrylic Base Coat for detailed application procedures. Repair defective seams, small holes, flashings, around roof curbs and skylights with Uniflex® Seam Tape (refer to Seam Tape data sheet).</p> <p>Built-up and Modified Bitumen Roofs: Refer to system specifications. Repair any blisters, open seams, splits, and flashings with Polyester Fabric (refer to data sheet #20-385) and Acrylic Patching Cement (refer to data sheet #41-220). Prime with Elastomeric MB Base Coat (refer to data sheet #41-510).</p> <p>Polyurethane Foam: Refer to system specifications. Repair all cracks and holes with Polyester Fabric (refer to data sheet #20-385) and Acrylic Patching Cement (refer to data sheet #41-220). Deteriorated foam must be removed and area re-foamed. New surfaces require no cleaning and should be coated within the time frame recommended by the foam manufacturer.</p> <p>NOTE: Previously coated foam must be checked as to type of coating. Uniflex® Elastomeric Coating will not adhere to silicone-based coatings.</p> <p>Concrete: Refer to system specifications. Power wash the entire surface. Prime bare concrete using Loxon® Concrete Primer. Using a three-course method, repair cracks and any weakened section of concrete using Polyester Fabric (refer to data sheet #20-385) and Acrylic Patching Cement (refer to Data sheet #41-220).</p>	<p>Do not apply below 50° F (10° C) or when rain is forecast. Applications during periods of low temperature or high humidity will extend dry time. Allow 4 - 6 hours for coating to dry prior to being subjected to rain, heavy dew or temperatures below 50° F. KEEP FROM FREEZING.</p> <tr> <th colspan="2" data-bbox="862 632 1555 697">APPLICATION EQUIPMENT</th> </tr> <p>Inspect preliminary work relating to substrate for problem areas to ensure all preparatory work has been properly completed. Apply with a soft brush (avoid excessive brushing), roller or airless spray. This product has excellent suspension and requires minimal stirring. DO NOT THIN.</p> <p>Airless Spray</p> <ul style="list-style-type: none"> • Pressure: 2,800 psi • Spray tip: Reversible, self-cleaning tip without diffuser pin. Size .033" with a fan angle of 60° (ex. 633) • Hose Size: At 300' total hose length, use 250' of ¾" → ½" 10' swivel whip end ¾" hose. • General: The longer the hose, the smaller the tip orifice size. <p>Brush/Roll</p> <ul style="list-style-type: none"> • Soft brushes or a ¾" nap roller may be used. May require multiple coats to achieve proper coverage. 	APPLICATION EQUIPMENT	
APPLICATION EQUIPMENT			



Industrial Roof Coatings

PREMIUM WHITE ELASTOMERIC ROOF COATING

41-300

APPLICATION BULLETIN

APPLICATION PROCEDURES	CLEAN-UP INSTRUCTIONS		
<p>Surface Preparation must be completed as indicated.</p> <p>Mixing Instructions: Minimal stirring required.</p> <p>Application Rate: Apply each coat at a rate of 1 - 2 gallons per 100 sq. ft (16-32 wet mils). See system specifications for more details.</p> <p>Dry Time: Exposure to rain or heavy dew: 4 - 6 hours Between Coats and before foot traffic: 24 hours minimum Drying time is temperature, humidity and film thickness dependent.</p> <p>Clean Up: Warm, soapy water</p>	<p>Inspect completed application and correct any defects. Manufacturer's representatives may inspect the completed roofing system and notify the Contractor of any defects in the application. Clean up all debris, excess materials and equipment and remove from site. Restrict traffic to only essential personnel. Provide appropriate protection against traffic and construction activities on completed roofs.</p>		
	<th data-bbox="760 674 1450 741">PERFORMANCE TIPS</th>	PERFORMANCE TIPS	
	<ul style="list-style-type: none"> • Inspect base coat prior to applying finish coat to ensure proper adhesion and that surface is clean. • Use wet mil gauge to ensure proper coating requirement. • Allow 24 hours between coats or before foot traffic. • It is recommended that the coating installation be checked on regular maintenance schedule. Small area touch-up can be made at any time following recommended application procedures. • Technical advice on use of material for specific application and end use requirements is available from the manufacturer. Material Safety Data Sheet (MSDS) should be consulted for further information. This product is for industrial and professional use only. • Any discharge of fumes or possible contaminants must be noted. Contact Uniflex® to determine if fumes or matter being exhausted will interfere with adhesion. • Note: Slope of roof area must not be less than ¼" per foot. 		
	<th data-bbox="760 1446 1450 1514">SAFETY PRECAUTION</th>	SAFETY PRECAUTION	
	<p>Refer to the MSDS sheet before use.</p> <p>Published technical data and instructions are subject to change without notice. Contact your Uniflex® representative for additional technical data and instructions.</p>		
<th data-bbox="68 1625 760 1703">DISCLAIMER</th> <td data-bbox="760 1625 1450 1703"> <th data-bbox="760 1625 1450 1703">WARRANTY</th> </td>	DISCLAIMER	<th data-bbox="760 1625 1450 1703">WARRANTY</th>	WARRANTY
<p>The information and recommendations set forth in this Product Data Sheet are based upon tests conducted by or on behalf of KST Coatings – A Business Unit of The Sherwin-Williams Company. Such information and recommendations set forth herein are subject to change and pertain to the product offered at the time of publication. Consult your Uniflex® representative to obtain the most recent Product Data Information and Application Bulletin.</p>	<p>This product is manufactured of good materials and by competent workmen. Seller and manufacturer's only obligations shall be to replace such quantity of product proved to be defective. Neither seller nor manufacturer shall be liable for any injury, loss or damage, direct or consequential, arising from the use or the inability to use the product for his/her intended use; and user assumes all risk and liability.</p> <p>Uniflex® is a U.S. registered trademark. The information on this data sheet is effective as of October 2009 and supersedes all previous information.</p>		